

Biotinylated Human NKG2D/CD314 Protein

Cat. No. NKG-HM42DB

Description

Source	Recombinant Biotinylated Human NKG2D/CD314 Protein is expressed from HEK293 with His tag and Avi tag at the N-Terminus. It contains Phe78-Val216.
Accession	P26718
Molecular Weight	The protein has a predicted MW of 19.0 kDa. Due to glycosylation, the protein migrates to 36-40 kDa based on Bis-Tris PAGE result.
Endotoxin	Less than 1EU per μg by the LAL method.
Purity	> 95% as determined by Bis-Tris PAGE > 95% as determined by HPLC

Formulation and Storage

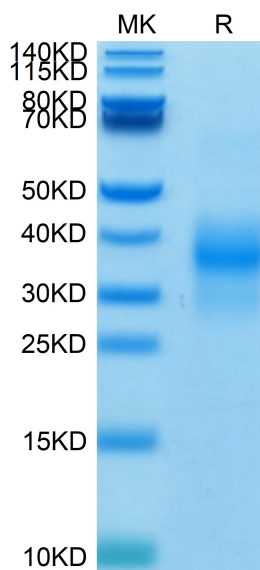
Formulation	Lyophilized from 0.22 μm filtered solution in PBS (pH 7.4). Normally 8% trehalose is added as protectant before lyophilization.
Reconstitution	Centrifuge the tube before opening. Reconstituting to a concentration more than 100 $\mu\text{g}/\text{ml}$ is recommended. Dissolve the lyophilized protein in distilled water.
Storage	-20 to -80°C for 12 months as supplied from date of receipt. -80°C for 3 months after reconstitution. Recommend to aliquot the protein into smaller quantities for optimal storage. Please minimize freeze-thaw cycles.

Background

NKG2D is a type II transmembrane glycoprotein having an extracellular lectin-like domain. This domain lacks the recognizable calcium-binding sites found in true C-type lectins and binds protein rather than carbohydrate ligands. Human NKG2D is expressed on CD8 alpha beta T cells, gamma δ T cells, NK cells and NKT cells.

Assay Data

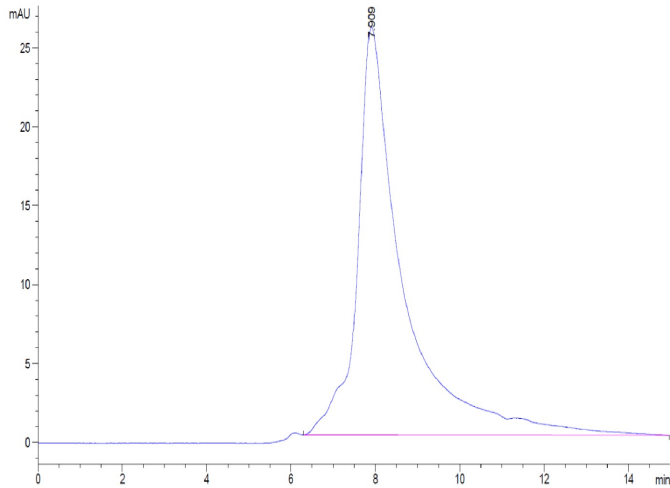
Bis-Tris PAGE



Biotinylated Human NKG2D on Bis-Tris PAGE under reduced condition. The purity is greater than 95%.

SEC-HPLC

Assay Data

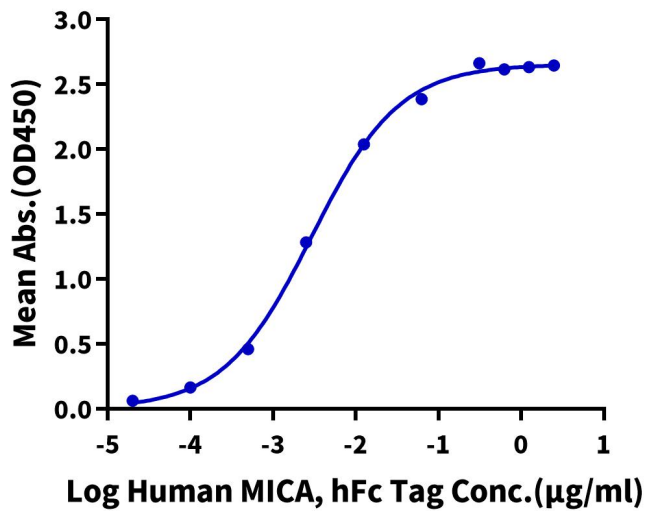


The purity of Biotinylated Human NKG2D is greater than 95% as determined by SEC-HPLC.

ELISA Data

Biotinylated Human NKG2D, His Tag ELISA

0.1µg Biotinylated Human NKG2D, His Tag Per Well

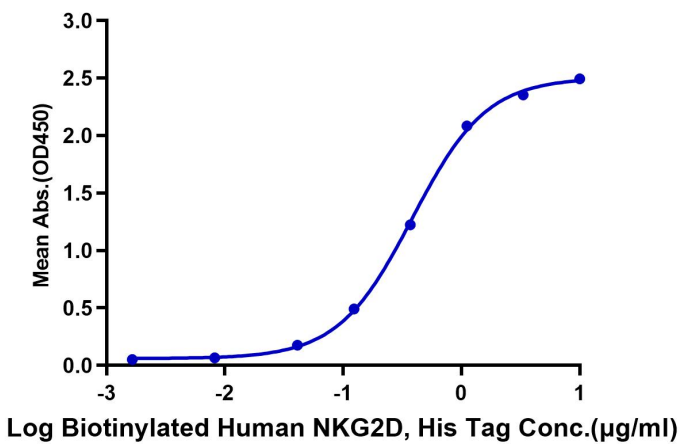


Immobilized Biotinylated Human NKG2D, His Tag at 1µg/ml (100µl/well) on the streptavidin precoated plate (5µg/ml). Dose response curve for Human MICA, hFc Tag with the EC50 of 2.9ng/ml determined by ELISA (QC Test).

ELISA Data

Biotinylated Human NKG2D, His Tag ELISA

0.2µg Anti-NKG2D Antibody, hFc Tag Per Well



Immobilized Anti-NKG2D Antibody at 2µg/ml (100µl/well) on the plate. Dose response curve for Biotinylated Human NKG2D, His Tag with the EC50 of 0.39µg/ml determined by ELISA.